

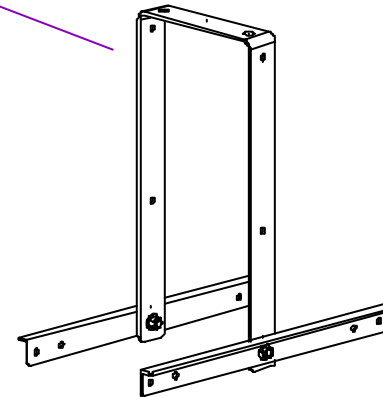
Some rigging possibilities using the AX88 pair

A single inverted U bracket picks up the whole assembly.  
The standard version is as shown,  
longer ones (with extra bracing) can be supplied to order

The balance bar can rotate  
about its centre pick-up point

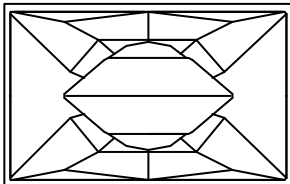
Safety attachment points,  
12mm Ø suitable for small  
shackle or "quiklink".

Each AX88 can rotate  
around its own axis



All dimensions in mm and inches

Copyright Funktion-One Research Ltd



**FUNKTION-ONE**

Hoyle, Horsham Road, Beare Green, Dorking, Surrey, RH5 4PS, England

Phone: +44 (0)1306 712820

Fax: +44 (0)1306 711240

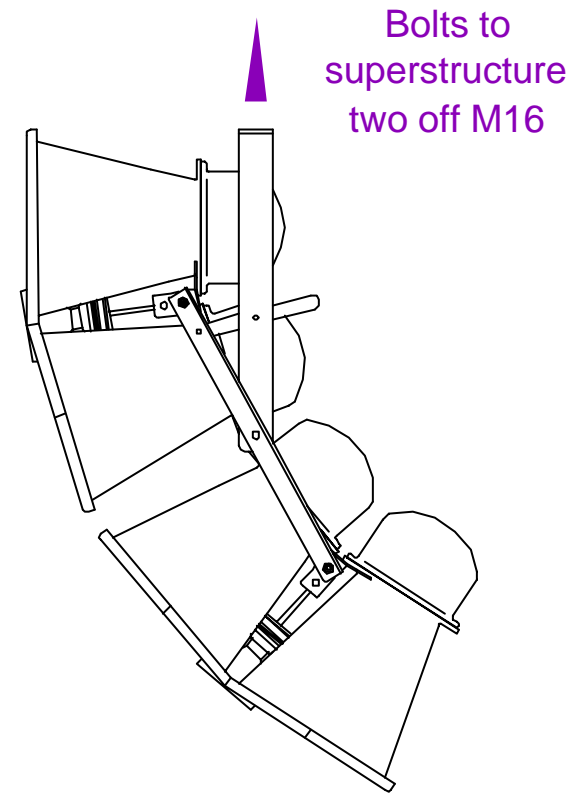
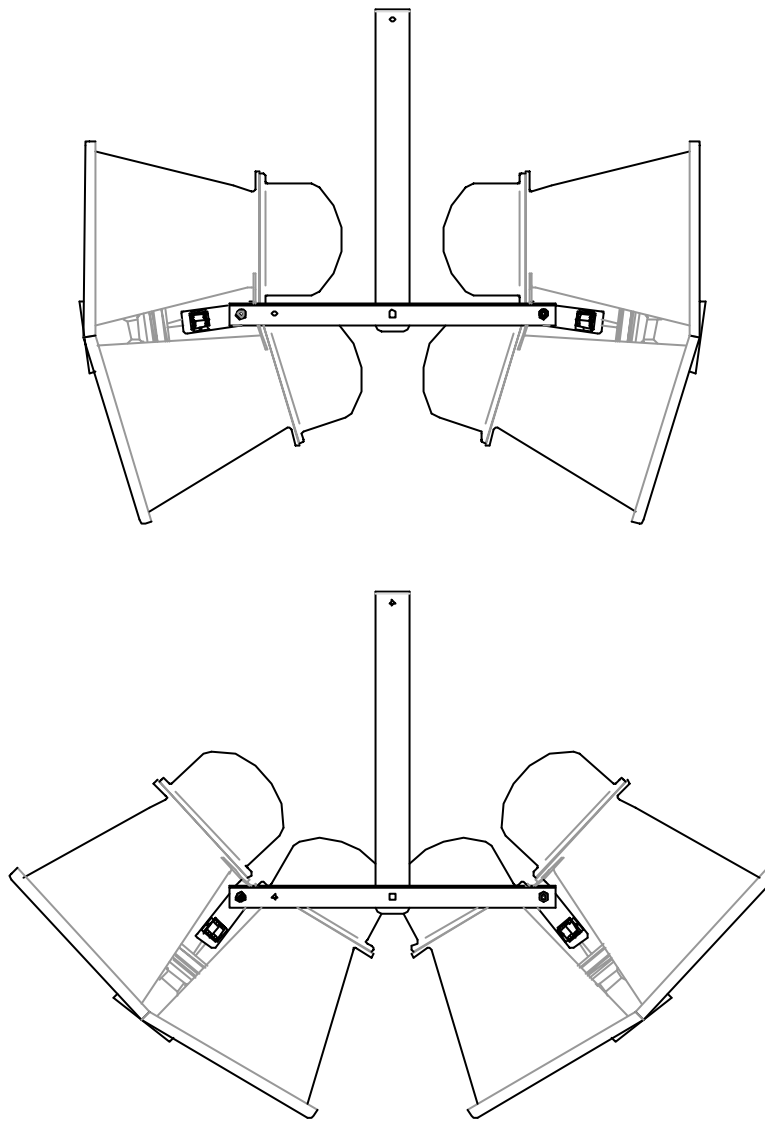


mail@funktion-one.com

www.funktion-one.com

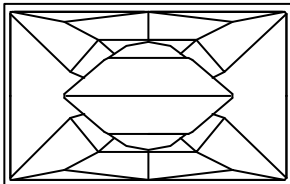
Accessories for: AX88

YPX88-K - Double AX88 cluster yoke kit, includes bolts and washers  
for assembly



All dimensions in mm and inches

Copyright Funktion-One Research Ltd



**FUNKTION-ONE**

Hoyle, Horsham Road, Beare Green, Dorking, Surrey, RH5 4PS, England

Phone: +44 (0)1306 712820

Fax: +44 (0)1306 711240

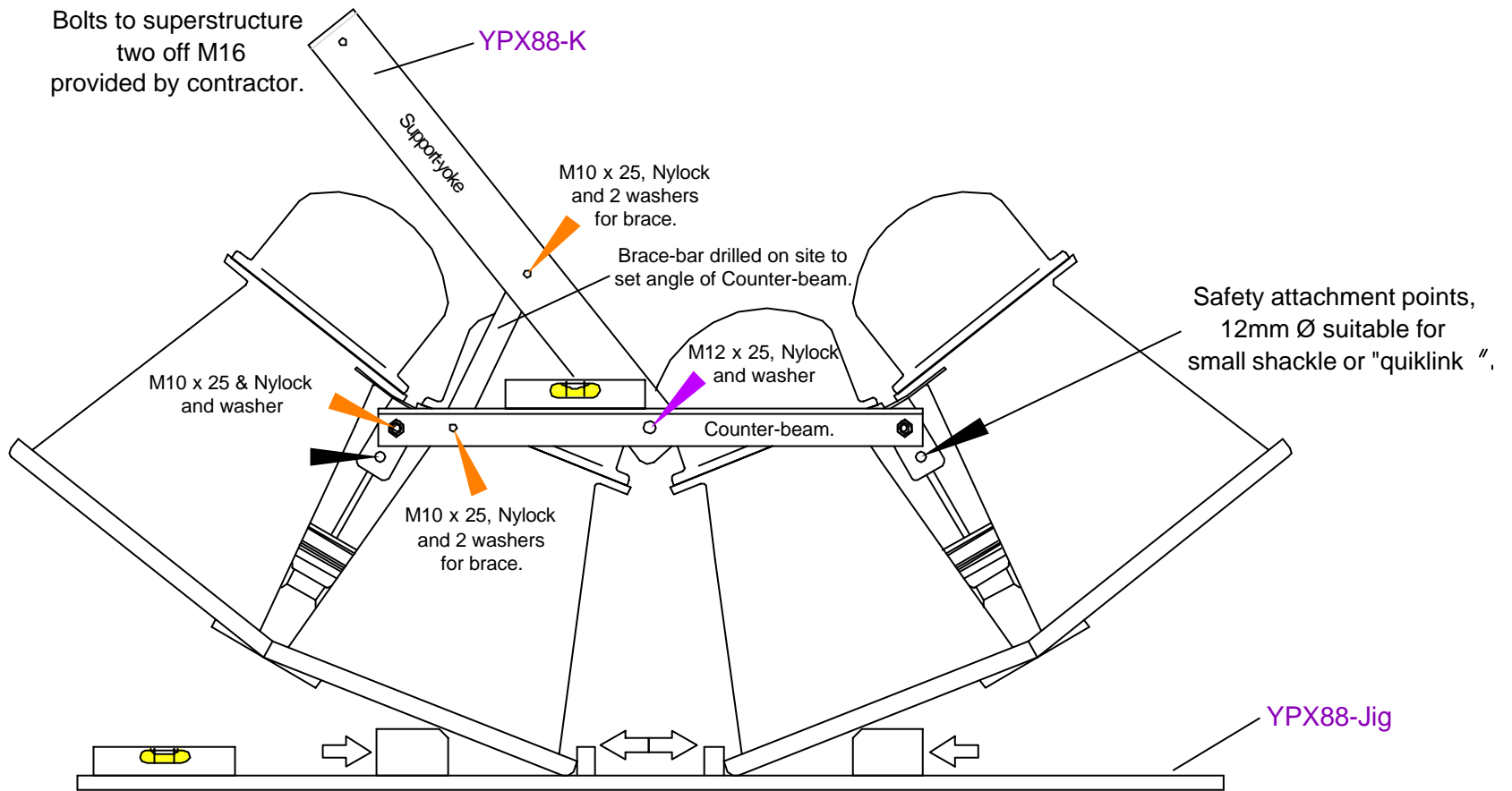


mail@funktion-one.com

www.funktion-one.com

Accessories for: AX88

YPX88-K - Double AX88 cluster yoke kit, includes bolts and washers for assembly



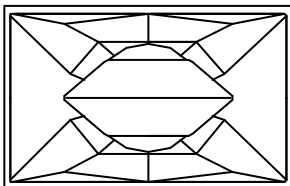
To set up inter AX88 angle. Work on a level surface. Then loosely assemble the two AX88s with two of the counter-beams as shown: make sure the counter beams have the 25mm return at the top and facing outwards. Position the AX88s at the required angle with the counter-beam level (some blocks as shown will help). Now tighten up the four sets of M10 Bolts and nylocks.

The yoke is attached to the two counter-beams with two M12 x 25 Bolts and nylocks. The relative angle between these parts is set using a small brace-bar. This bar is ready drilled at one end and should have the other end drilled to provide the correct angle before assembly.

This angle could be found by either a "dry run" used to mark one brace, then copied to the others or by the use of a protractor.

All dimensions in mm and inches

Copyright Funktion-One Research Ltd



**FUNKTION-ONE**

Hoyle, Horsham Road, Beare Green, Dorking, Surrey, RH5 4PS, England

Phone: +44 (0)1306 712820

Fax: +44 (0)1306 711240



mail@funktion-one.com

www.funktion-one.com

Accessories for: AX88

YPX88-K - Double AX88 cluster yoke kit, includes bolts and washers for assembly

YPX88-Jig - Jig to set AX88 double cluster to desired configuration